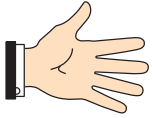


Rules for Pedestrians

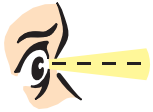
When using a special crosswalk as a pedestrian, you should follow the procedures noted below:



1. Press the button to activate the flashing yellow lights. The strobe lights indicate that the yellow lights are flashing.



2. Hold your hand out to indicate your intent to cross the street.



3. Look left, right and left again and always make eye contact with drivers of approaching vehicles. Make sure the driver has seen you and has committed to stopping in advance of the crosswalk.



4. Make sure all vehicles are stopped before stepping out on the roadway. Before you enter each traffic lane, check for on-coming traffic before completing the crossing.



5. The flashing yellow lights do not guarantee your protection when crossing a street. The best protection is to use caution while crossing and not to assume all cars will stop for you.



Signage at each special crosswalk illustrates the proper procedure for pedestrians.

Drivers should remember:

- ▶ It is the law that drivers must yield to pedestrians crossing the street at a marked crosswalk or intersection, even if the intersection does not have specific pavement markings, signs, flashing lights and/or a traffic signal.



Pedestrians should remember:

- ▶ Although the law states that pedestrians have the right of way at marked crosswalks and intersections, protect yourself by paying attention to approaching cars when crossing.
- ▶ Always use a marked crosswalk where available even if you have to walk further.



For further information, please contact:

City of Richmond
Transportation Department
604-276-4032

Richmond RCMP
Traffic Section
604-278-1212

ICBC
Road Safety & Loss Prevention
604-507-3619

This information is also available on the City's web site at: www.richmond.ca

Nothing in this brochure affects the applicability of the Motor Vehicle Act.



City of Richmond
6911 No. 3 Road Richmond, BC V6Y 2C1
Telephone 604-276-4000 Fax 604-276-4177
www.richmond.ca



What to do at Special Crosswalks



A Guide for Drivers and Pedestrians

City of Richmond
Transportation Department

What are Special Crosswalks?



A special crosswalk is a traffic control device with pedestrian-activated overhead flashing yellow lights and downward lighting designed to do two things:

- ▶ to draw the attention of drivers to the presence of a crosswalk ahead, and
- ▶ to assist pedestrians in crossing the street by increasing their visibility to approaching traffic.

Since 1997, these special crosswalks have become a new standard for crosswalks on main streets throughout Richmond. Similar devices are also in use across North America.



The flashing yellow lights are activated by a pedestrian pushing a button at the curb. These flashing lights are timed to stay on long enough to allow pedestrians to cross the street.

Special crosswalks in Richmond also have strobe lights visible to pedestrians to indicate that the overhead yellow lights are flashing.

Advance Warnings

Some special crosswalks in the city have advance warning signs or lights to alert approaching drivers.

The “**Yield When Occupied**” sign reminds drivers to yield to pedestrians when the crosswalk is occupied.



Special crosswalks on some curved streets have a **flashing yellow beacon** placed in advance to warn drivers that a pedestrian has pushed the button to cross the street.



Examples of these advance yellow beacons can be found at special crosswalks on:

- ▶ Minoru Boulevard across from Richmond Centre Mall, and
- ▶ River Road at Hollybridge Way.

Rules for Drivers

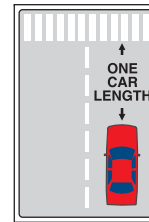
When approaching a special crosswalk as a driver, you must observe the following rules:



1. Watch for pedestrians and stopped vehicles ahead at all times when approaching crosswalks, especially when visibility is poor. Always be prepared to stop.



2. *You must stop for pedestrians at crosswalks, regardless of whether or not the flashing yellow lights are active.*



3. If you are the first car to stop at a crosswalk, stop at least one car length back of the crosswalk or at the near side of the intersection so pedestrians can be seen from an approaching motorist in the next traffic lane.



4. Do not pass other vehicles that are stopped for pedestrians.



5. Wait until all pedestrians have crossed the centre line of the street to the other side and no other pedestrians are approaching before proceeding.



The minimum fine for failing to yield to pedestrians or passing a vehicle yielding to pedestrians in a crosswalk is \$144 plus 3 driver penalty points.