

## RCD Zoom Meetings – How to join a meeting

- A. How to join with an iOS (Apple) device
- B. How to join with an Android mobile device
- C. How to join with a PC or Laptop

### **A. How to join with an iOS (Apple) device:**

1.



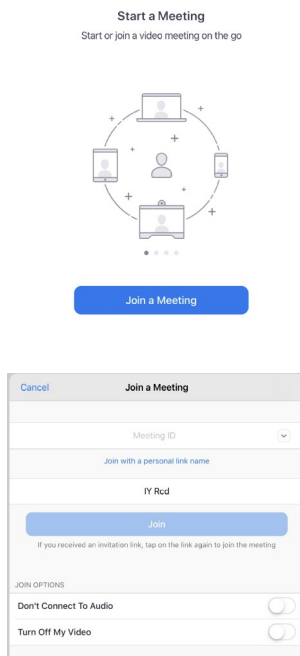
- Open **App Store** on your iOS device if you do not have Zoom Cloud Meetings on your device.

2.



- Search for **Zoom Cloud Meetings** in App Store.
- Get Zoom Cloud Meetings.
- Launch Zoom and allow Zoom to access microphone and camera (you may have to go into Settings if you are not prompted to do so).

3.



- Tap **Join a meeting** (interface varies on different devices).
- Enter Meeting ID: 302 841 5008
- Enter your name and tap Join.
- Enter the Password associated with your activity (eg. 1234)
- You can join with Audio or without Audio
- You can join with Video or without Video
- The Meeting ID will be saved in the drop down menu

**\*Please note that Zoom does not require an account for joining meetings**

## B. How to join with an Android mobile device:

1.



- Open **Google Play Store** on your Android device if you do not have Zoom Cloud Meetings on your device.

2.



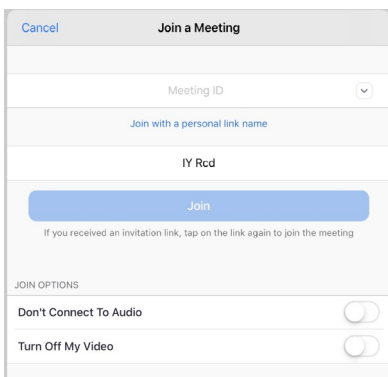
- Search for **Zoom Cloud Meetings** in Google Play Store.
- Install Zoom Cloud Meetings.
- Launch Zoom and allow Zoom to access microphone and camera (you may have to go into Settings if you are not prompted to do so).

3.

Start a Meeting  
Start or join a video meeting on the go



Join a Meeting



Cancel Join a Meeting

Meeting ID

Join with a personal link name

IY Rcd

Join

If you received an invitation link, tap on the link again to join the meeting

JOIN OPTIONS

Don't Connect To Audio

Turn Off My Video

- Tap **Join a meeting** (interface varies on different devices).
- Enter Meeting ID: 302 841 5008
- Enter your name and tap Join.
- Enter the Password associated with your activity (eg. 1234)
- You can join with Audio or without Audio
- You can join with Video or without Video
- The Meeting ID will be saved in the drop down menu

**\*Please note that Zoom does not require an account for joining meetings**


### C. How to join with a PC or Laptop:

1.



- Open a web browser of your choice (**Chrome, Firefox or Edge**)
- Enter <http://zoom.us/j/3028415008> in the address bar

2.



- Your browser will automatically download the Zoom program.
- Look for the Zoom installation file in your browser (usually at the bottom left of your browser)
- Click on the Zoom installation file and Zoom will be installed on your computer
- Zoom will automatically launch after installation

3.



- Enter your Name in the first field
- Enter the Password associated with your activity in the second field (eg. 1234)
- You can join with or without Computer Audio
- You can join with or without Video if you have a camera on your PC or laptop
- To join future meetings look for '**Start Zoom**' in your Start Menu. You no longer need to join a meeting from a browser, but you may continue to do so
- The Meeting ID will be saved in the drop down menu.

**\*Please note that Zoom does not require an account for joining meetings**

### **Additional Information:**

- **If you have any questions regarding Zoom, please contact Ian at [ian@rcdrichmond.org](mailto:ian@rcdrichmond.org)**
- **Please visit [www.rcdrichmond.org](http://www.rcdrichmond.org) for updates from RCD**
- **On behalf of RCD, thank you for staying connected during the COVID-19 pandemic**